

genesis[®] by **HERSILL**



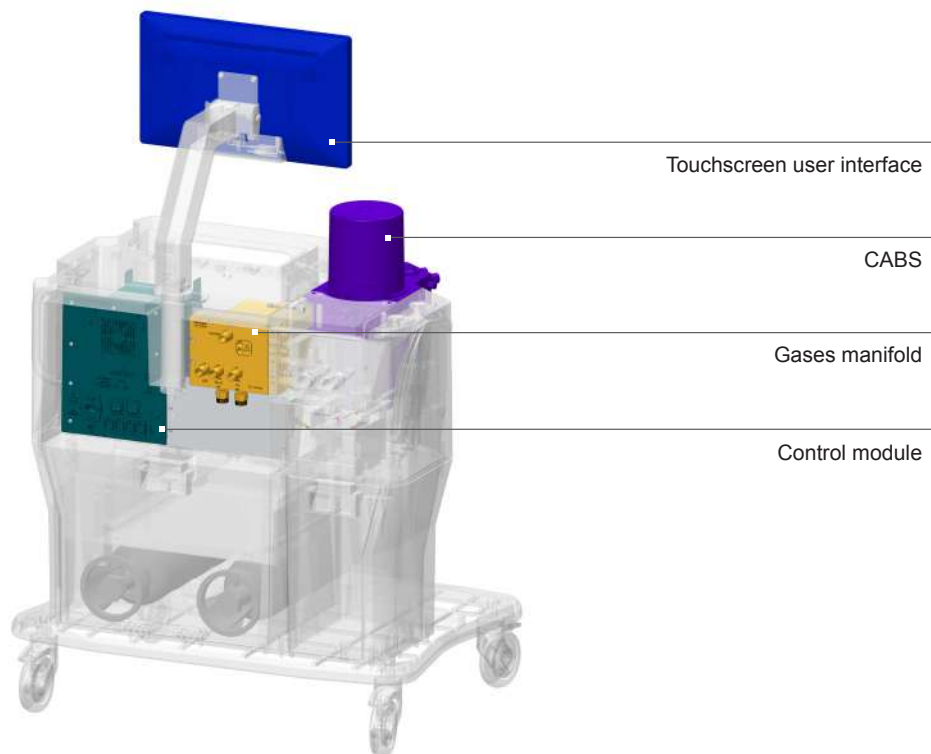
The anaesthesia workstation focused on you

Lung protective ventilation

- Equipped with the most advanced ventilation modes.
- Configurable recruitment maneuver interface, with multiple options, automatic calculations and tracing tools.
- Advanced volumetric capnography interface.

Cost saving

- A new concept in modularity based on 4 functional kits, independently tested.
- Easy-to-follow procedures for installation, calibration, maintenance and services interchange.

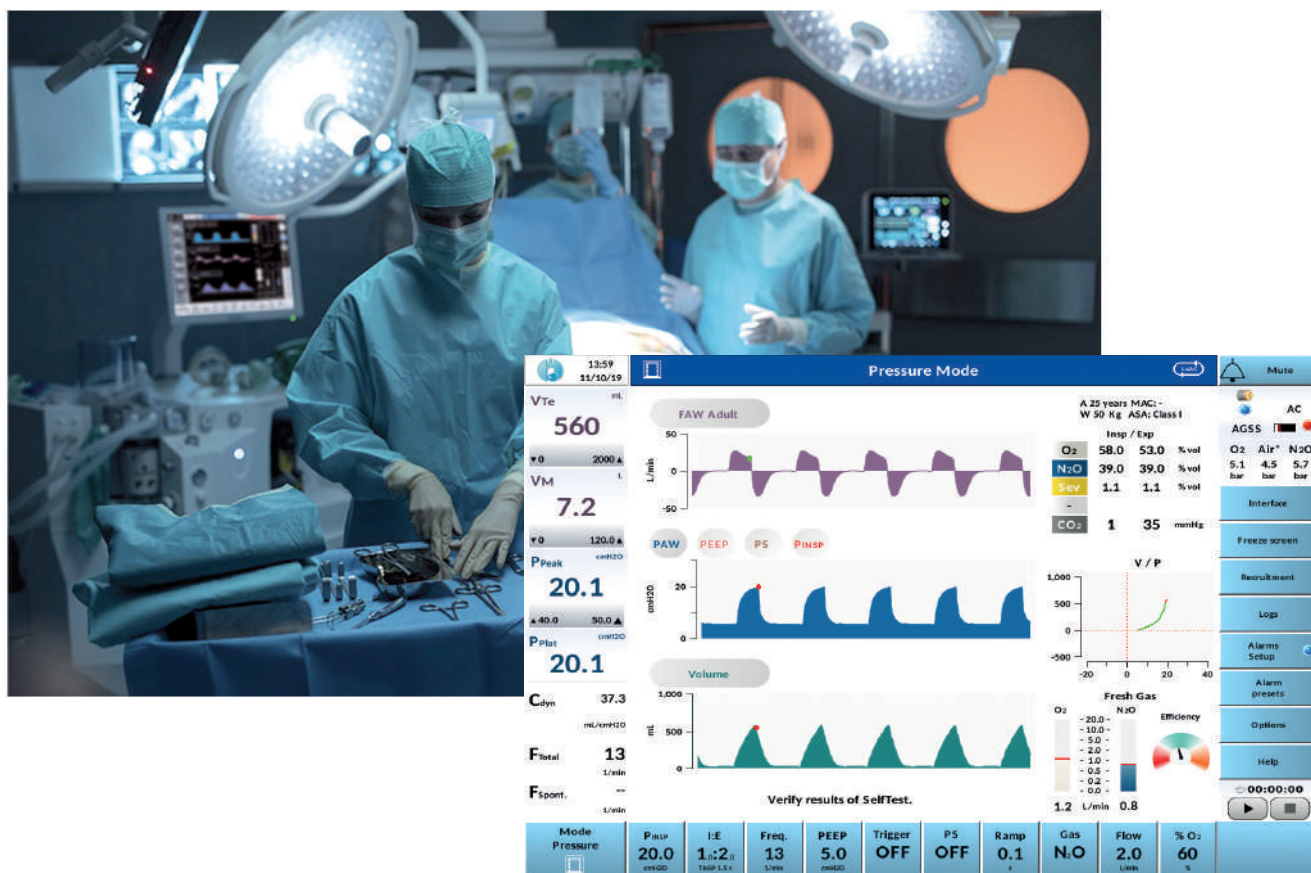


Safety comes first

- The patient gases are confined in the entirely autoclavable Compact Anaesthesia Breathing System (CABS). Autoclavable at 134 °C.
- The performance of the hospital Anaesthetic Gas Scavenging System (AGSS) is displayed in the touchscreen, notifying on possible contamination in the operation room.

Design and ergonomics

- Complete and intuitive interface with settings, ventilation monitoring, anaesthetic gases monitoring, graphics, trends, AGSS performance, alarms with troubleshooting guide, medication and events management.
- All the auxiliary devices currently demanded, are embedded in the anaesthesia machine.
- 18.5" (47 cm) projected capacitive touchscreen, supported on a 360° rotating and 2 axis tilting arm, including a LED lighting bar to illuminate the worksurface, controlled from the user interface.



Versatility

- Beyond the new standard Compact Anaesthesia Breathing System (CABS), **genesis**® is ready to operate with any re-breathing, semi-closed and non-re-breathing circuit.
- The integration of Masimo® capnography and multigas anaesthesia main-stream and side-stream options, and real-time oxygen paramagnetic allows a complete ventilatory monitoring.
- Any ICU hemodynamic monitor and any infusion pump configuration can be added in 2 auxiliary arm stands.

Touchscreen user interface

360° rotating arm, 2 axis tilting and workplace illumination

Compact Anaesthesia Breathing System (CABS)

Auxiliary arm stands (2), for hemodynamic monitor and infusion pumps

Flow and Pressure patient monitoring

Galvanic O₂ sensor

Multigas anaesthesia monitor main-stream or side-stream

Fresh-gas control (CABS or front)

O₂ flow meter for oxygen therapy

Vacuum controller for suction


Auxiliary O₂ supply valve

Suction port

Collection jar holder
EN ISO 9001:2015

Drawer

Compact frame and trolley





All in a compact platform



Safety O₂ (fresh-gas back-up)

O₂ + (flush)

Selectatec® bar



Gases manifold.
Inputs (NIST)
Main:
O₂, N₂O, Air
and Vacuum
Auxiliary:
O₂ and N₂O

AGSS

Control module

Auxiliary cylinder
storage module

Storage
module

Configurations and accessories

MAIN-STREAM MULTIGAS MONITORING UNIT IRMA™



CO₂, N₂O and 5 agents (HAL, ENF, ISO, SEV, DES) with Auto Agent ID



SIDE-STREAM MULTIGAS MONITORING KIT ISA™



CO₂, N₂O, 5 agents (HAL, ENF, ISO, SEV, DES) with Auto Agent ID and paramagnetic O₂



COLLECTION JAR



AUXILIARY ARM

Available kits for main hemodynamic monitor manufacturers



ANAESTHETIC AGENT VAPORIZERS

- ▶ Halotane ▶ Isoflurane ▶ Enflurane
- ▶ Desflurane ▶ Sevoflurane

HEMODYNAMIC MONITOR

Availability of supply from all the main manufacturers
Please consult us about all the options available

Ceiling pendant genesis®

The Ceiling Pendant genesis® model can be hung from any ceiling system



"The image of the ceiling system is only a simulation. It does not correspond to any accessory available".

Technical specs

Operating data			
Weight	105 kg		
Dimensions	92 cm Wide x 68 cm Deep x 139 cm High (93 cm to the table surface)		
Packaging Dimensions	105 cm Wide x 75 cm Deep x 160 cm High		
Operating voltage supply	110 to 240 V~, 47 to 63 Hz (12 to 6 A)		
Power input	120 W typically (max. 1.2 kW with auxiliary outlets used)		
Battery autonomy	90 min typically		
Auxiliary power outlets	4, with automatic protection		
O ₂ , N ₂ O and Air supply	2.7 to 6.9 bar (39.1 to 100 psi)		
Screen	TFT 18.5" (47 cm) projected capacitive touchscreen		
Protection class	Class I, gas analyzer type BF defibrillation proof		
Classification	Class II b		
Storage	One front drawer with self-brake system and two back cabinets with door		
Lighting	LED bar below the screen controlled from the touchscreen		
Latex free			
Ambient conditions			
Operation / Storage Temperature	10 to 35 °C (50 to 95 °F) / -20 to 60 °C (-4 to 140 °F)		
Operation / Storage Atmospheric pressure	700 to 1060 mbar (10 to 15.3 psi) / 500 to 1100 mbar (7.2 to 15.9 psi) ~ 4000 m height		
Operation / Storage Relative humidity	25 to 85 % (no condensation) / 5 to 98 % (no condensation)		
Fresh gases (O ₂ , N ₂ O and Air, electronically controlled)			
Fresh gas flow	0 and 0.1 to 18 L/min O ₂ / N ₂ O / Air		
Accuracy	0.1 to 0.5 L/min = ±0.05 L/min; 0.5 to 18 L/min = ±10 %		
O ₂ concentration	21 to 100% vol. with Air, 25 to 100% with N ₂ O (minimum 200 ml/min O ₂)		
O ₂ Safety fresh gas (backup)	0 – 0.2 – 0.4 – 0.7 – 1 – 1.5 – 2 – 3 – 4 – 6 – 8 – 10 – 12 – 15 L/min O ₂		
O ₂ flush (+O ₂)	40 L/min standard (adjustable 25 - 75 L/min upon requirement)		
Breathing system (CABS)			
Autoclavable	134 °C	Vacuum safety valve	-0.3 hPa
Weight of breathing system	9.8 kg	Exp. resistance at 60L/min	5.80 hPa
CO ₂ absorber volume	1.5 L	Insp. resistance at 60L/min	2.90 hPa
Leakage	< 150 mL/min (at 30 hPa)	Exp. resistance at 30L/min	3.55 hPa
Pressure limiting valve APL	0 to 70 hPa	Insp. resistance at 30L/min	0.89 hPa
Pressure relief valve	125 hPa	Internal Compliance at 30 hPa	15 mL
External fresh gas with non-re-breathing systems (software controlled)			
Connection	conical 22 mm male / 15 mm female		
Pressure relief valve	125 hPa		
Vacuum safety valve	-0.3 hPa		
Auxiliary integrated systems		Auxiliary O ₂ flow meter (0-15 L/min), Auxiliary O ₂ supply valve (NF standard) and Suction device	
Communication ports		1 x RS-232, 2 x USB 1 x LAN Ethernet	
Standards		ISO 13485, ISO 80601-2-13, IEC 60601-1, IEC 60601-1-2, IEC 60601-1-8, IEC 60601-1-6, IEC 62304 y IEC 62366	

Ventilator (electronically controlled, pneumatically driven bellows ventilator)

Operation / Ventilation modes

- ▶ Volume controlled (VC) modes:
 - Volume Controlled Ventilation (VCV)
 - VC Synchronized Intermittent Mandatory Ventilation (VC-SIMV)
 - VC-SIMV with Pressure Support (VC-SIMV-PS) *
- ▶ Pressure controlled (PC) modes:
 - Pressure Controlled Ventilation (PCV)
 - PC Synchronized Intermittent Mandatory (PC-SIMV)
 - PC-SIMV with Pressure Support (PC-SIMV-PS) *
- ▶ Adaptive Pressure with Volume Guaranteed (APVG) modes (other trade names: Autoflow, PCVR, PRVC, AVAPS, VC+)
 - Adaptive Pressure with Volume Guaranteed (APVG) *
 - APVG Synchronized Intermittent Mandatory (APVG-SIMV) *
 - APVG -SIMV with Pressure Support (APVG-SIMV-PS) *
- ▶ Pressure Support Ventilation (PSV) * (other trade names: PS, ASB, SPS, IPS)

* Optional advanced ventilation modes.

Non-mechanical Operation / Ventilation modes

- ▶ Manual ventilation through the CABS system (Auto/Manual software controlled)
- ▶ Spontaneous ventilation either through the bellows (auto mode) or through the bag (manual mode)
- ▶ Manual ventilation through the external fresh gas outlet for non-rebreathing systems (Bain, Mapleson, ...)

Application field: neonates, children, adults

Tidal volume	5 to 1500 mL	Inspiratory flow	max. 150 L/min
Inspiratory pressure	0 to 68 hPa	PEEP	0 to 30 hPa
Ventilation frequency	3 to 120/min	Flow trigger	0.2 to 15 L/min
Inspiratory time	0.05 to 16.6 s	Pressure support	5 to 50 hPa
I:E ratio	5:1 to 1:8	Ramp time	0.1 to 2 s
Inspiratory pause	0 to 60 %	Maximum pressure	0 to 68 hPa

Monitoring

- 18.5" (47 cm) projected capacitive touchscreen, supported on a 360° rotating and 2 axis tilting arm.
- Measurements displayed: Peak pressure; Plateau pressure; Mean pressure; Expiratory minute ventilation; Expiratory tidal volume; Inspiratory tidal volume; Expiratory volumeter; Breathing rate; Compliance and Resistance (in VC modes); Patient info (age, weight, MAC, Class ASA); Connected sensors; Battery status; Power supply status; Gases supply pressures for O₂, N₂O and Air; Inspiratory and expiratory concentration of O₂, N₂O, CO₂ and Anaesthetic gas*.
- Parametres charted as curves (up to 3 simultaneously): Airway pressure; Expiratory flow; Inspiratory flow; Volume; Fresh gases (Rotstyle); Concentration of O₂, N₂O, CO₂ and Anaesthetic gas*; Trends: Minute volume, MAC and gases (O₂, N₂O, CO₂ and Anaesthetic gas).
- Display for the performance of the hospital Anaesthetic Gas Scavenging System (AGSS).
- Configurable interface: bright / dark, multi-language.
- Loops (up to 2 simultaneously): Volume-Pressure, Flow-Volume, Pressure-Flow, CO₂-Volume.
- Fresh gas virtual rotameters for O₂, N₂O, Air.

* CO₂, N₂O and Anaesthetic gas monitoring with the accessory multigas analyzer main-stream or side-stream; O₂ real-time monitoring via paramagnetic sensor with the accessory multigas analyzer side-stream (galvanic sensor monitoring is shown when paramagnetic sensor is not installed or disconnected).

Manufacturing medical devices
since 1973



HERSILL
Medical Devices

HERSILL, S.L.
Puerto de Navacerrada, 3
28935 Mostoles, Madrid, SPAIN
Tel.: +34 91 616 6000 • Fax: +34 91 616 4892
info@hersill.com • export@hersill.com
www.hersill.com



0 0 5 1



ISO 9001:2015
ISO 13485:2016
ISO 14001:2015

