




NEUROSURGERY Operating Surgical Microscope



Products Description

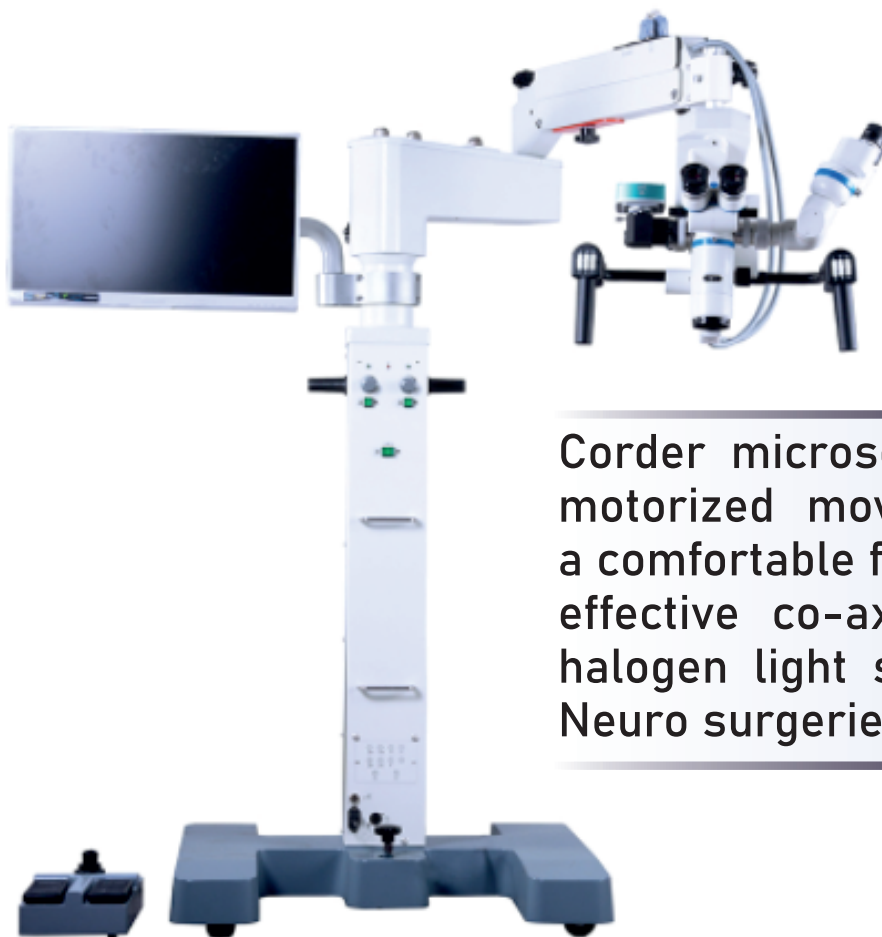

Corder Microscope has Fluid, Responsive and Accurate.



Fluid. Responsive. Accurate. These were a few of the principles guiding every phase in the design of the Corder Microscope. With the choicest mechanical machined components, the Corder Microscope has the grace and agility to adjust to every desired position on command. Well designed Apochromatic optics treated with Corder's Mcoatings produce true-to life sharp images with high depth, definition and contrast.

More comfortable operation

Tilttable binocular tubes available, which can incline more than 60° depending on the posture and physique of the operating surgeon. Movable range: 30° (straight) to 90° (inclined)


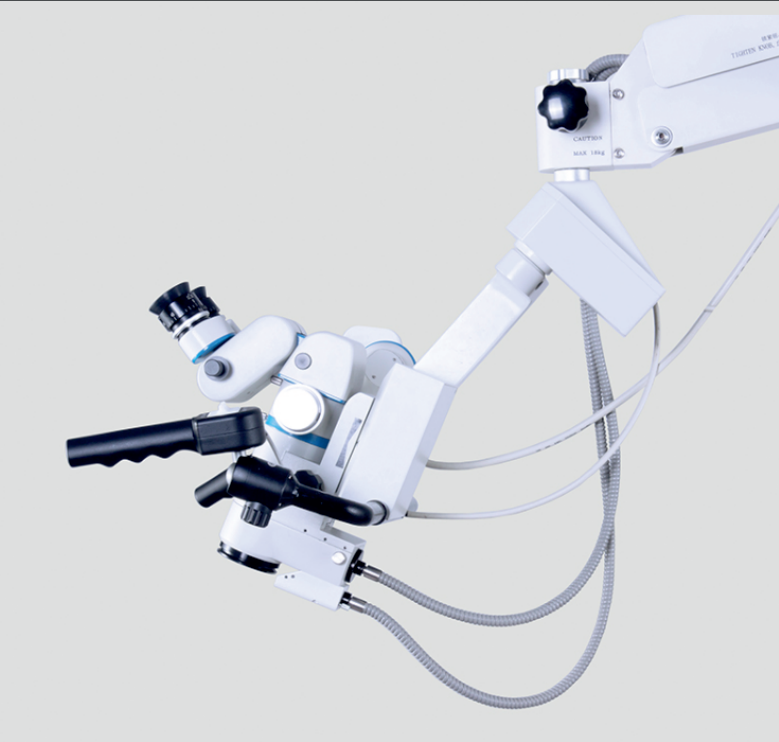



Corder microscope configured with XYZ motorized movement operated through a comfortable foot /Handle control, a very effective co-axial illumination and 50W halogen light source makes it ideal for Neuro surgeries.

Doctor-patient communication is easier

To address digital documentation needs, a host of digital SLR, video camera, and CCD adapters are made available with the ProLine in addition to Corder's proprietary iVu multi-functional imaging solution.

1080P full hd image quality, efficient image management during the operation.
Integrate your digital workflow to facilitate case management and facilitate more intuitive patient communication.



Product Specifications

Product Specifications

Function	Neurosurgery
Surgical microscope	
Magnification	motorized zoom system, 1:6 zoom ratio, magnification 3x~27x
Focusing range	50mm
Binocular tube	30°~90° tiltable tube , (0° ~200° optional)
Eyepiece	12.5x / 10x
Objective lens	F 300mm(175mm, 250mm, 350mm optional)
pupil distance	55mm~75mm
diopter adjustment	+6D ~ -6D
Feild of veiw	Φ74~Φ12mm
X-Y translator	Motorized by foot switch or handle controller, ±30mm
Assistant tube	360° Rotating assistant tube
Reset functions	YES
Illumination	
System	Coaxial illumination
Light source	Halogen lamp
Light intensity adjustment	Continuous brightness adjustment 0-100000lux
Fiber optic illumination	Dual fiber
Field of illumination	Φ50mm
Fliter	Red free filter, small spot
Accessories	
CCD Camera system	Beam splitter, CCD adapter, CCD, Display
XENON LAMP	150000lux
Integrated Video Adapter	CANON Camera